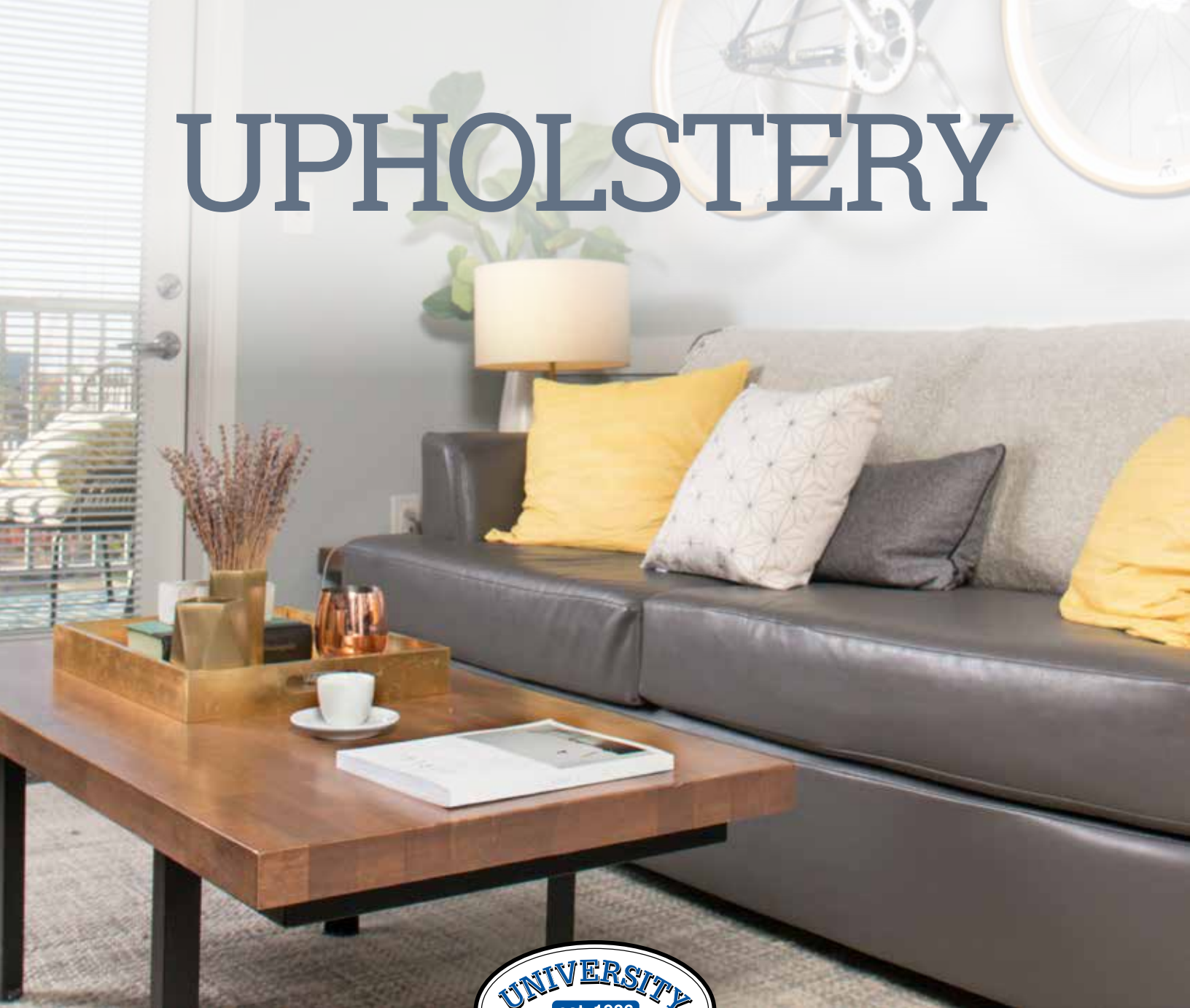


UPHOLSTERY



ARNE

S O F A



Named for Mid-Century designer Arne Jacobsen, this sofa features 4-inch wooden legs and a sleek design that adds sophistication to any space.



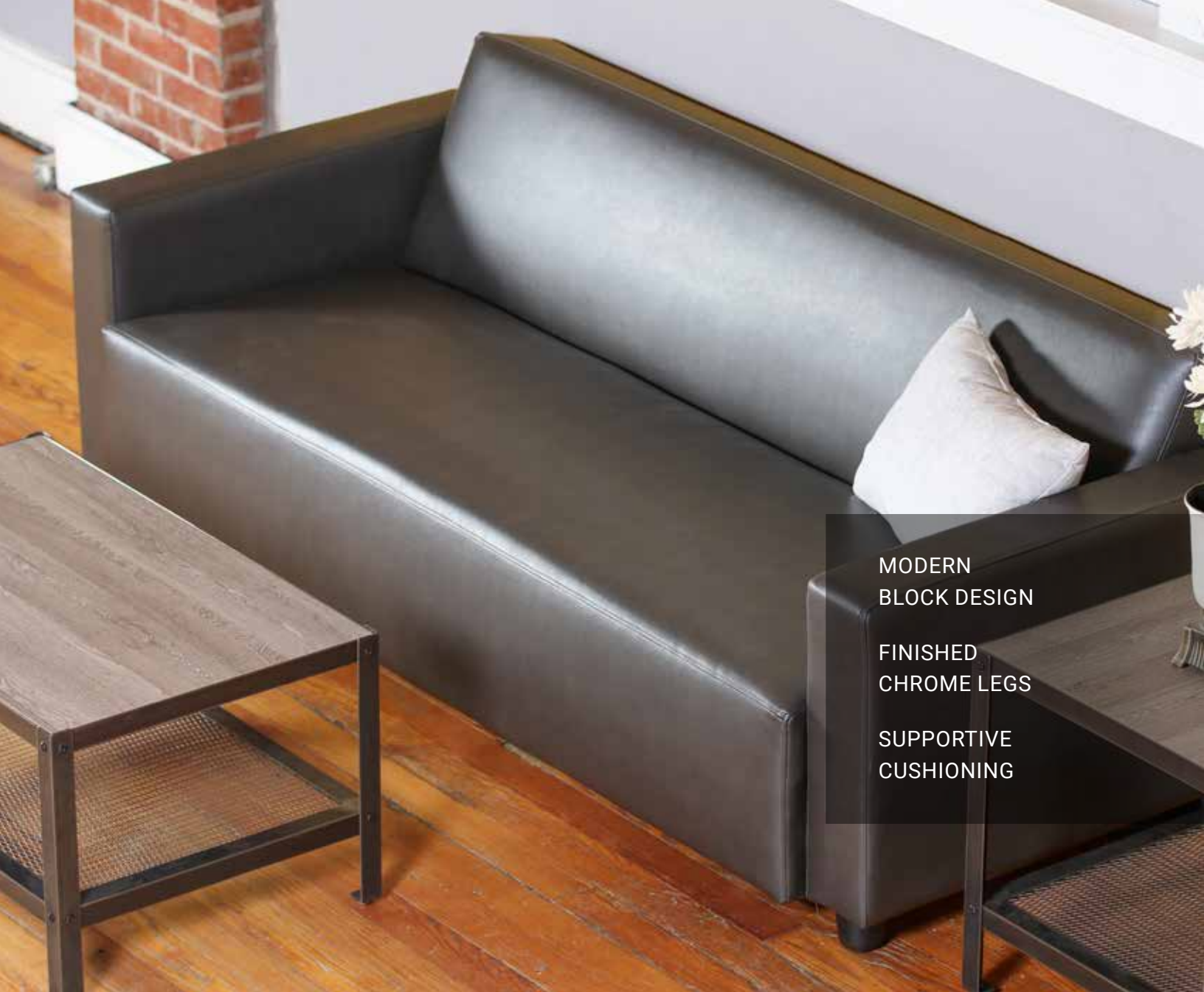
ARNE CHAIR
305LV15
33"W x 35"D x 38 1/2"H



ARNE LOVESEAT
305LV10
58"W x 35"D x 38 1/2"H



ARNE SOFA
305LV05
81 1/2"W x 35"D x 38 1/2"H



MODERN
BLOCK DESIGN

FINISHED
CHROME LEGS

SUPPORTIVE
CUSHIONING

CHELSEA

COLLECTION

CHELSEA SOFA

477TV05

82"W x 37"D x 32"H



CHELSEA CHAIR

477TV15

36"W x 37"D x 32"H




CHELSEA LOVESEAT

477TV10

58"W x 37"D x 32"H

LUNAR

COLLECTION





LUNAR SERIES

739LV05

36"W x 23"D x 19"H




LUNAR MINI

301TV62

24"W x 19"D x 18"H

The Lunar Series' half-moon design allows you to display them together in many different configurations, or even have one as a standalone piece.



SUTTON

COLLECTION

PRECISION
TAILORING

GRACEFUL
SOLID WOOD ARMS

PERFECT FOR
LOUNGES AND LOBBIES

OTTOMAN

727TV60

20"D x 18"H



CHAIR WITH ARMS

727TV14

30"W x 32"D x 34"H



ARMLESS CHAIR

727TV70

24"W x 32"D x 34"H

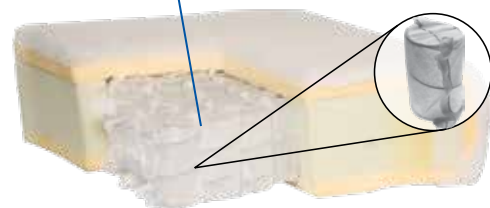
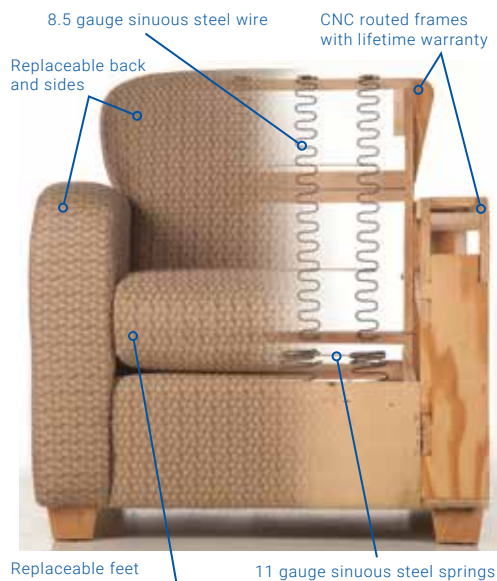


JENNINGS

COLLECTION



JENNINGS SPECIAL FEATURES



FOAM & POCKETED SPRING CUSHIONS

The seating is a combination of high-density polyurethane foam and pocketed steel coil inner-springs. Each steel coil is encased in its own non-woven fabric pocket, which allows each spring to work independently.



JENNINGS CHAIR

660LV15

36"W x 37 1/2"D x 36"H



JENNINGS LOVESEAT

660LV10

59 1/2"W x 37 1/2"D x 36"H



JENNINGS SOFA

660LV05

84"W x 37 1/2"D x 36"H



KESSLER

COLLECTION

INVITING AND
STYLISH

REPLACEABLE
COVERS

FABRIC OR VINYL
COVER OPTIONS



KESSLER CHAIR

740LV15

36"W X 35 1/2"D X 34"H



KESSLER LOVESEAT

740LV10

58 1/2"W X 35 1/2"D X 34"H



KESSLER SOFA

740LV05

82"W X 35 1/2"D X 34"H

RIDGEFIELD

COLLECTION

DETAILED
TOP-STITCH SEWING

LEATHER-LIKE
VINYL

DURABLE AND
COMFORTABLE



RIDGEFIELD CHAIR

496LV15

39"W X 38"D X 37"H



RIDGEFIELD LOVESEAT

496LV10

63"W X 38"D X 37"H



RIDGEFIELD SOFA

496LV05

85"W X 38"D X 37"H



REVLOC

SERIES





SOLID ARM REVLOC CHAIR

240LV15

27 1/4"W X 33"D X 32"H



SOLID ARM REVLOC LOVESEAT

240LV10

51 1/2"W X 33"D X 32"H



SOLID ARM REVLOC SOFA

240LV05

75 3/4"W X 33"D X 32"H



SEBRING

COLLECTION

CHAIR OPTION W/
TABLET ADDED

REPLACEABLE
COVERS



SEBRING CHAIR

770LV15

33 1/2"W X 36"D X 32"H



SEBRING LOVESEAT

770LV10

57 1/2"W X 36"D X 32"H



SEBRING SOFA

770LV05

79 1/2"W X 36"D X 32"H

SOUTHVIEW

SECTIONAL



TRADITIONAL MEETS
CONTEMPORARY

LEATHER-LIKE
VINYL

MODULAR DESIGN



SOUTHVIEW SECTIONAL

852LV08

98"W X 62"D X 38"H

ADDITIONAL PIECES



ARMLESS CHAIR

852LV70

25"W X 35"D X 38"H



CORNER CHAIR

852LV75

35"W X 35"D X 38"H

STERLING

COLLECTION



STERLING SOFA
760LV05
81 1/2"W X 35"D X 32 1/2"H



STERLING LOVESEAT
760LV10
59 1/2"W X 35"D X 32 1/2"H



STERLING WITH WINGS CHAIR

750LV15

35 1/2"W X 35"D X 32 1/2"H



STERLING WITH WINGS LOVESEAT

750LV10

59 1/2"W X 35"D X 32 1/2"H



STERLING CHAIR

760LV15

35 1/2"W X 35"D X 32 1/2"H



STERLING WITH WINGS SOFA

750LV05

81 1/2"W X 35"D X 32 1/2"H

INTERLUDE II

SECTIONAL

URBAN STYLE
DESIGN

LEATHER-LIKE
VINYL

MULTIPLE
CONFIGURATIONS

CUSTOM 2 PIECE OPTION SHOWN Ask your sales rep for details. May require additional lead time.



LEFT FACING CHAISE

851TV39

60 1/4"W X 33 1/4"D X 28"H



ARMLESS CHAIR

851TV70

20 1/2"W x 33 1/4"D x 28"H



CORNER CHAIR

851TV75

33 1/4"W x 33 1/4"D x 28"H

ECLIPSE

CHAIR





ECLIPSE CHAIR

306LV79

42 ³/₄"W x 33"D x 50"H

The Eclipse Series adds privacy to your common area, study, or library with its high back and sides. Includes a USB port with two slots that can be used as a charging station. Like most of our upholstery line, the covers are attached using Velcro®, making them easy to clean, repair and replace.



UPHOLSTERY

COLLECTION

For more information on any of the products shown here, as well as any of our other product lines please contact a sales representative today. Please note that products shown are available as of this printing, but be sure to check with your sales representative for current availability and lead time.

2588 JANNETIDES BLVD., GREENFIELD, IN 46140 • WWW.ULOFT.COM • 800.423.LOFT

