



University Loft Company  
Metropolitan Series

# World HQ

Greenfield, Indiana, USA



University Loft: An American Company Committed to Innovating World Class Furniture!

Welcome, and thank you for checking out our catalog of quality furniture and related products from University Loft Company. At ULC, we've been at the forefront of innovative furniture design and manufacturing for more than a quarter century, serving college and university, government and military,

hospitality, and residential customers. In this catalog you'll find our newest products designed to fit your lifestyle needs today – and designed to last for years to come.

As you flip through these pages, remember that University Loft Company is built on these cornerstones of commitment:

WE'RE COMMITTED TO PRODUCING TOP-QUALITY FURNITURE THAT PROVIDES THE BEST OVERALL VALUE.

By using superior strength materials emphasizing solid wood construction, along with state-of-the-art construction methods, University Loft delivers furniture that stands the test of time.

WE'RE COMMITTED TO MANUFACTURING FURNITURE IN AMERICA

Simply put, we're proud to be an American company manufacturing products in the American heartland. We're also proud to have offices, production facilities and customer markets worldwide where we can expand the reach of American ingenuity, style and quality.

## ULC HEADQUARTERS



508,000 SQ/FT Manufacturing Facility & Corporate Headquarters - Greenfield, IN



[www.uloft.com](http://www.uloft.com)



## ULC UPHOLSTERY FACTORY



635,000 SQ/FT Upholstery Plant/Distribution Facility -  
Morristown, TN

### WE'RE COMMITTED TO BE- ING RESPONSIBLE STEWARDS OF OUR ENVIRONMENT

At University Loft Company, we use a hardwood Environmentally Farmed Timber that's stronger than Northern Red Oak! Even better, our EFT hardwood grows faster, yields more and can be used for latex production during its growth cycle.

### MOST IMPORTANTLY, WE'RE COMMITTED TO YOU

We're committed to being responsive to your unique

needs, your individual concerns and your furniture-buying challenges. Whether you are a residential consumer choosing a bedroom set for your growing child, a procurer of furniture for military housing, or a college residence life furniture buyer, we're committed to making your furniture buying experience more satisfying.

When all is said and done, we hope you'll recognize that our business isn't really about furniture; it's about the people who entrust University Loft Company to

outfit the personal spaces where they live, work and play. To remain worthy of that trust, we are always learning, always innovating and always improving... our environment, our products and our service. It's what you expect of us and it's what we demand of ourselves.

Thank you for choosing University Loft furniture.



**James Jannetides**

*Founder of University Loft Company*

Have questions? Have a special furniture design or manufacturing request? Want to place an order? Contact us today at 800.423.LOFT (5638). We look forward to serving you.



*The original Loft built by James Jannetides*



Annual Arbor Day Tree Planting  
Trees Planted: 800

Employees, local dignitaries, teachers and students gather every year at ULC to celebrate Arbor Day

# The Twin Bed



100% Solid Wood Drawer Faces



Recycled Steel Frame



High Pressure Laminate Tops



Drawer Box Dovetail Joints



**A. 51974-30 TABLE DESK**

Metropolitan Table Desk with metal frame, laminate top and lower shelf.  
47"W x 24"D x 30"H

**B. 50449 BED END**

Metal twin sized bed ends with 4 slats and adjustable height settings.  
40 5/32"W x 1 1/2"D x 34 1/2"H

**C. 51629-30 FOUR DRAWER CHEST**

Metropolitan Series Four Drawer chest with the option to unstack into 2 pieces.  
36 1/4"W x 17 15/16"D x 39 3/16"H

**D. 51FC02 DESK CHAIR**

Metal two position desk chair with teardrop back and bentwood seat.  
17 1/8"W x 21 5/8"D x 33 11/16"H

**CONSTRUCTION METHODS**

- Slide expansion joint construction
- 1.2mm thickness with expected life of 30 years
- Replaceable parts - individual parts are replaceable on every item produced

**JOINTS & WELDING**

- Expansion Lock design joints
- All mechanisms cover and secure hardware in a blind fashion
- Non-structural spot welded joints
- Structural welds are full 360° welds
- All welds cleaned, polished, and sanded for a smooth uniform look before finishing

**STEEL**

- ASTM A366 standard low carbon steel, the highest-grade carbon quality available
- Commercial grade quality cold-rolled sheet grade conforming to international standards

**FINISH**

- Electrostatically applied utilizing environment friendly, state of the art, painting processes
- Minimum of 10-year manufacturer warranty for peeling and chipping
- Finish markers for touch-up can be supplied at customer's request

**OPEN SURFACES**

- All open surfaces have heavy-duty gauged black plastic inserts on any exposed floor surface
- Securely fastened in accordance for heavy-duty institutional use
- All sides are stained and sealed

**DRAWER CONSTRUCTION**

- Dovetailed LVL Plywood
- 5 Sided finished drawer box
- 100lb test ball-bearing drawer glides



# The Junior Crew



100% Solid Wood Drawer Faces



Recycled Steel Frame



High Pressure Laminate Tops




Drawer Box Dovetail Joints



## THE TOOL-LESS™ SYSTEM

The Tool-Less System allows you to quickly go from one height to the next without the use of tools. Simply choose between the 11 height settings, place the spring or bed rail over steel dowels and tap with hand into place to lock.



Our metal spring unit features a center support bar and 9-gauge, no-sag sinuous wire that ensure comfortable support.



#### A. 50449 BED END

Metal twin sized bed ends with 4 slats and adjustable height settings.

40 5/32"W x 1 1/2"D x 34 1/2"H



#### B. 51629-30 FOUR DRAWER CHEST

Metropolitan Series Four Drawer chest with the option to unstack into 2 pieces.

36 1/4"W x 17 15/16"D x 39 3/16"H



#### C. 50974-30 TABLE DESK

Metropolitan Table Desk with metal frame, laminate top and lower shelf.

47"W x 24"D x 30"H



#### D. 50FC02 DESK CHAIR

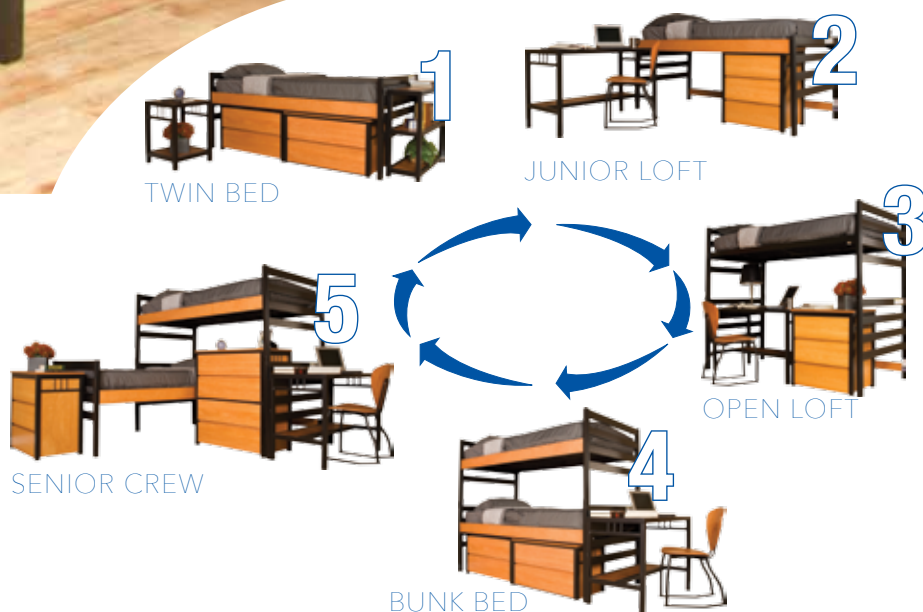
Fiji style two position desk chair with bentwood seat and back.

17 1/8"W x 21 5/8"D x 33 11/16"H



#### ONE COMMON SIZE

Ease of assembly provides for multiple configurations. Some additional parts are required for certain bed setups. For help with bed conversions, contact your representative today.





# The Open Loft



100% Solid Wood Drawer Faces



Recycled Steel Frame



High Pressure Laminate Tops



Drawer Box Dovetail Joints



**A. 51974-30 TABLE DESK**

Metropolitan Table Desk with metal frame, laminate top and lower shelf.

47"W x 24"D x 30"H

**B. 50449 BED END**

Metal twin sized bed ends with 4 slats and adjustable height settings.

40 5/32"W x 1 1/2"D x 34 1/2"H

**C. 51629-30 FOUR DRAWER CHEST**

Metropolitan Series Four Drawer chest with the option to unstack into 2 pieces.

36 1/4"W x 17 15/16"D x 39 3/16"H

**D. 51FC02 DESK CHAIR**

Metal two position desk chair with teardrop back and bentwood seat.

17 1/8"W x 21 5/8"D x 33 11/16"H

**E. 51388-30 MOBILE PEDESTAL**

The Metropolitan mobile pedestal fits easily under the table desk and features a full length file drawer.

17"W x 22"D x 25 1/2"H

**SAFETY FIRST**

Our bed end is constructed with several safety features. First, the post is 1.5" x 2", offering greater surface to surface contact for improved sturdiness. The distance between spreader rails is small enough to prevent passage of a 3.5" x 6.2" block or large enough to permit the passage of a 9" diameter sphere which is roughly the space needed to withdraw a child's head.



# The Bunk Bed



100% Solid Wood Drawer Faces



Recycled Steel Frame



High Pressure Laminate Tops



Drawer Box Dovetail Joints



[www.uloft.com](http://www.uloft.com)





#### A. 51974-30 TABLE DESK

Metropolitan Table Desk with metal frame, laminate top and lower shelf.

47"W x 24"D x 30"H



#### B. 50449 BED END

Metal twin sized bed ends with 4 slats and adjustable height settings.

40 5/32"W x 1 1/2"D x 34 1/2"H



#### C. 51629-30 FOUR DRAWER CHEST

Metropolitan Series Four Drawer chest with the option to unstack into 2 pieces.

36 1/4"W x 17 15/16"D x 39 3/16"H



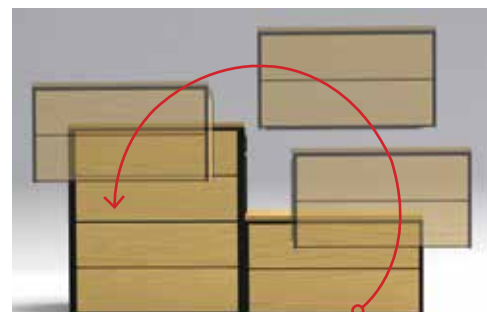
#### D. 51FC02 DESK CHAIR

Metal two position desk chair with teardrop back and bentwood seat.

17 1/8"W x 21 5/8"D x 33 11/16"H



Guardrails are also available to add greater protection while you sleep. They are built to easily slide into place in the bed end post.



PLACE DRAWERS SIDE-BY-SIDE OR STACKED FOR MAXIMUM STORAGE

# The Senior Crew



100% Solid Wood Drawer Faces



Recycled Steel Frame



High Pressure Laminate Tops



Drawer Box Dovetail Joints



[www.uloft.com](http://www.uloft.com)



**A. 50449 BED END**

Metal twin sized bed ends with 4 slats and adjustable height settings.

40 5/32"W x 1 1/2"D x 34 1/2"H

**B. 50629-12 FOUR DRAWER CHEST**

Metropolitan Series Four Drawer chest with the option to unstack into 2 pieces.

36 1/4"W x 17 15/16"D x 39 3/16"H

**C. 50974-12 TABLE DESK**

Metropolitan Table Desk with metal frame, laminate top and lower shelf.

47"W x 24"D x 30"H

**D. 50303 DESK CARREL**

Metropolitan Desk Carrel with metal frame, laminate top and shelf.

47"W x 24"D x 30"H

**D. 50FC02 DESK CHAIR**

Fiji style two position desk chair with bentwood seat and back.

17 1/8"W x 21 5/8"D x 33 11/16"H


**F. 50568-12 NIGHT STAND**

This night stand features two high-pressure laminate shelves for bedside storage.

18"W x 18"D x 24"H




# The Full Slat Bed



## METROPOLITAN SLAT BEDS

Our Metropolitan slat bed is a great sleeping solution. Comprised of wood slats that are spring loaded, they provide the support and bounce that a box spring would. These beds are offered with three different leg heights. Placing the bed on higher legs will allow for storage under the bed. No box spring is necessary with slat beds from University Loft. Available in Twin and Full sizes.



100% Solid Wood Drawer Faces



Recycled Steel Frame



High Pressure Laminate Tops



Drawer Box Dovetail Joints





#### A. 50480KD HEADBOARD

Metal frame headboard with laminate panel for full-size slat bed.  
54"W x 1 1/2"D x 26"H



#### B. 50205KD SLAT BED

80" full size slat bed with metal base, wooden veneer slats and 23" legs.  
54"W x 81 1/2"D x 24 1/2"H



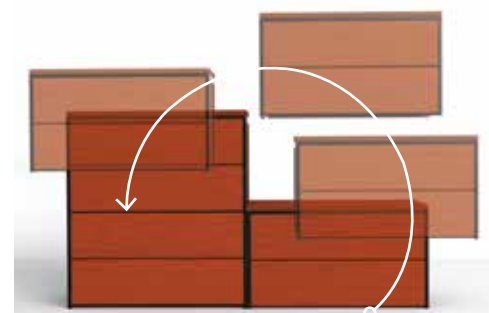
#### C. 50629-12 FOUR DRAWER CHEST

Four drawer chest with the option to unstack. Drawers include ball-bearing slides and top finger pull.  
31 1/2"W x 15 3/4"D x 37 13/16"H



#### D. 50568-12 NIGHT STAND

This night stand features two high pressure laminate shelves for bedside storage.  
18"W x 18"D x 24"H



PLACE DRAWERS SIDE-BY-SIDE OR STACKED FOR MAXIMUM STORAGE

# Metropolitan Living Room



High Pressure Laminate Tops

Recycled Steel Frame



[www.uloft.com](http://www.uloft.com)





#### A. 50791-12 ENTERTAINMENT CENTER

This entertainment center is built with three dent resistant high-pressure laminate shelves to store your high-tech gear.

42 1/8"W x 22 1/8"D x 32"H



#### B. 50560KD END TABLE

Metropolitan End Table with a high-pressure laminate top which provides protection against moisture and dents and is easily replaceable.

24"W x 24"D x 21 1/2"H

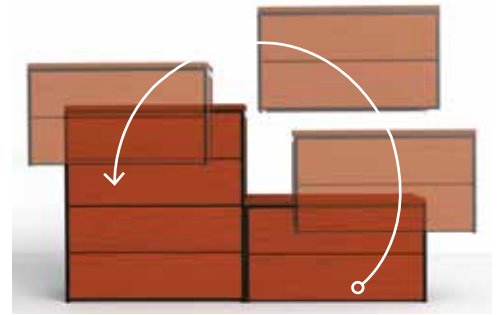


#### C. 50562-12 COFFEE TABLE

With high-pressure laminate top and 360° structural welds, this Coffee Table is built to last.

41 1/2"W x 24"D x 17"H





PLACE DRAWERS SIDE-BY-SIDE OR  
STACKED FOR MAXIMUM STORAGE

AVAILABLE WOOD & LAMINATE  
FINISHES



NATURAL



WILD CHERRY

A



B



C



D



E



F



G



[www.uloft.com](http://www.uloft.com)





H

**A. FOUR DRAWER CHEST - 50629-12**

Whether it's stacked or side-by-side, this stackable chest is one of our most versatile pieces. Ideal for any dorm or bedroom.

36 1/4"W x 17 15/16"D x 39 1/8"H

**B. ENTERTAINMENT CENTER - 50791-12**

This entertainment center is built with three dent resistant high-pressure laminate shelves to store your high tech gear.

42 1/8"W x 22 1/8"D x 32"H

**C. TABLE DESK - 50974-12**

The 47" table desk is great for small spaces, and offers the same great quality and construction as the rest of our Metropolitan casegoods. It features high-pressure laminate top and lower shelf.

47"W x 24"D x 30"H

**D. MOBILE PEDESTAL - 50388-12**

The Metropolitan mobile pedestal fits easily under the table desk and features a full length file drawer.

17"W x 22"D x 25 1/2"H

**E. NIGHT STAND - 50568-12**

This night stand features two high-pressure laminate shelves for bedside storage.

18"W x 18"D x 24"H

**F. END TABLE - 50560-12**

This Metropolitan end table features a high-pressure laminate top which provides protection against moisture and dents and is easily replaceable.

24"W x 24"D x 21 1/2"H

**G. COFFEE TABLE - 50562-12**

With high-pressure laminate top and 360° structural welds this coffee table is built to last.

41 1/2"W x 24"D x 17"H

**H. WARDROBE - 50796-12**

The Metropolitan wardrobe features two doors wrapped in a metal frame. The overlapping doors are mounted to the frame which allows them to open 270°.

37"W x 23 5/8"D x 80"H

**I. DESK CHAIR - 50FC02**

This two position desk chair is designed to allow you to lean back and relax. It features a teardrop shaped bentwood back.

17 1/8"W x 21 5/8"D x 33 11/16"H

**J. HAMPTON DINING CHAIR - 50196**

The four leg dining chair features a bentwood seat and back. This chair sits on swivel feet. Seat and back can be upholstered.

16 1/2"W x 21 1/2"D x 34"H

All products shown here are available with various wood, laminate and metal finish options. Our sales representatives are available to work with you in planning which look is best for your space.



I

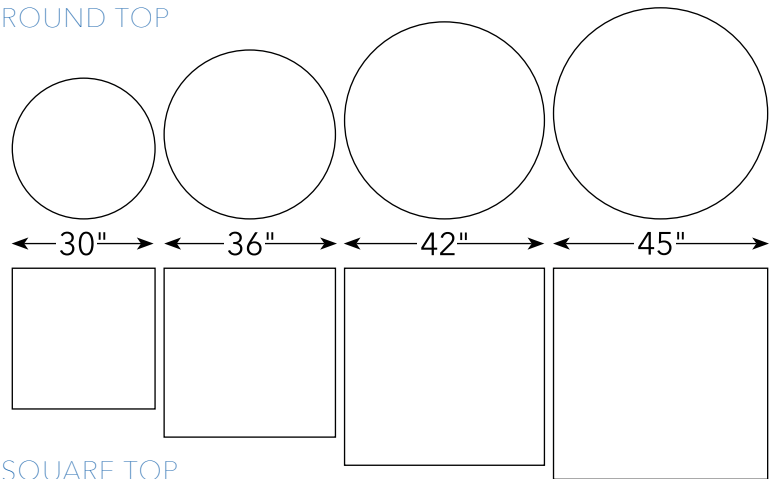


J



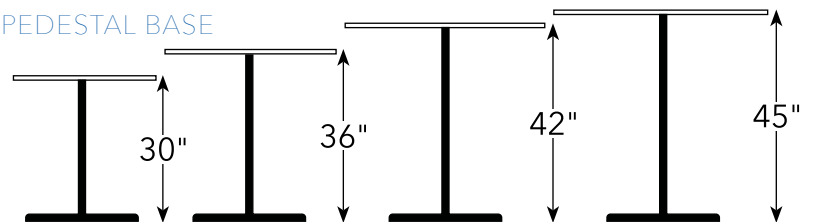
## Pedestal Table Sizing Guide

### ROUND TOP



### SQUARE TOP

### PEDESTAL BASE



For more information on any of the products shown here, as well as any of our other product lines please contact a sales representative today. Please note - products marked 'In Stock' are available as of this printing. Be sure to check with your sales representative for availability.

2588 Jannetides Blvd., Greenfield, IN 46140 | [www.uloft.com](http://www.uloft.com) | 800.423.LOFT (5638)

